



Checking the Battery Voltage

Using a Multi Meter: place one lead on the Battery Jumper and the other lead on the terminal marked **TP12**




TP12 has the green wire attached



The battery type should be a **3Volt Lithium CR 2450N Coin Cell Battery**

The battery can be found on the back of the Processor board (**Proc**).

To change this, you have to remove the boards from the Printer, and then separate the “**Proc**” circuit board from the “**Print**” circuit board.



CR 2450N

Specifications

Chemical System	Li / MnO ₂
Nominal Voltage	3 V
Rated Capacity	540 mAh
Standard Discharge Current	0,8 mA
Max. Cont. Discharge Current	3,0 mA
Average Weight	5,9 g
Temperature Range	-30 - +70 °C
Self Discharge at 23°C	< 1% / year

Dimensions

(According to IEC 60086)

